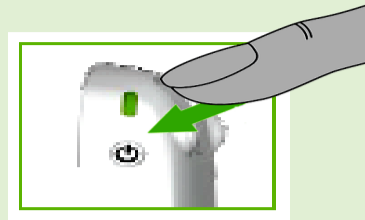


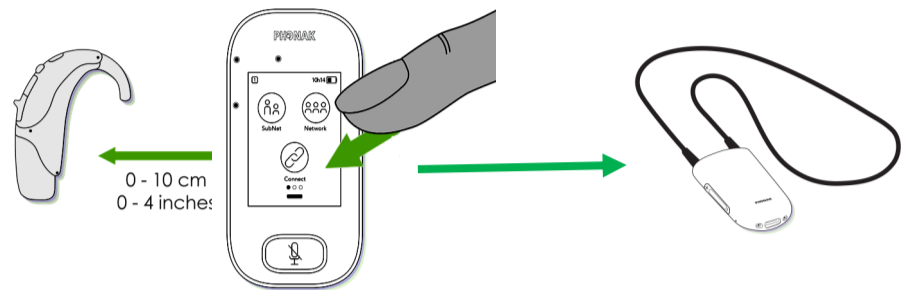
CONNECTING A ROGER TOUCHSCREEN TO A LAPTOP

1. Turn Touchscreen On

Press and hold on/off button for at least 3 seconds until you get a green flashing light .

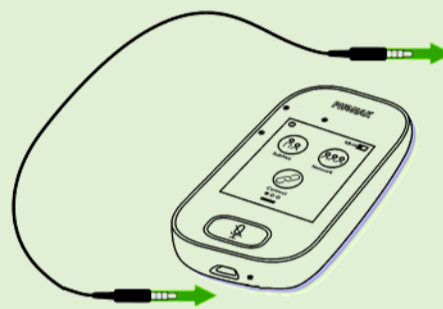


2. Connect Touchscreen to your Hearing Aid Receiver / Neckloop


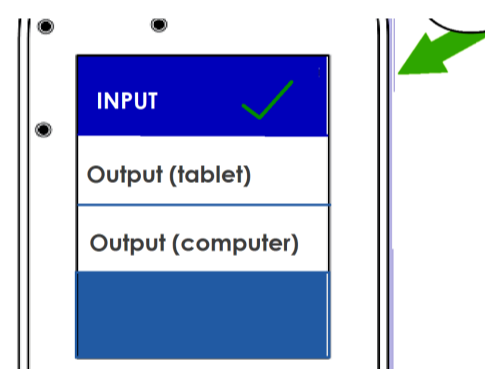


3. Connect to Touchscreen

a) Connect 3.5mm audio cable to the round audio jack at the bottom of the Touchscreen.



b) The Audio Setting Screen will appear automatically. Ensure that "Input" is selected on Touchscreen



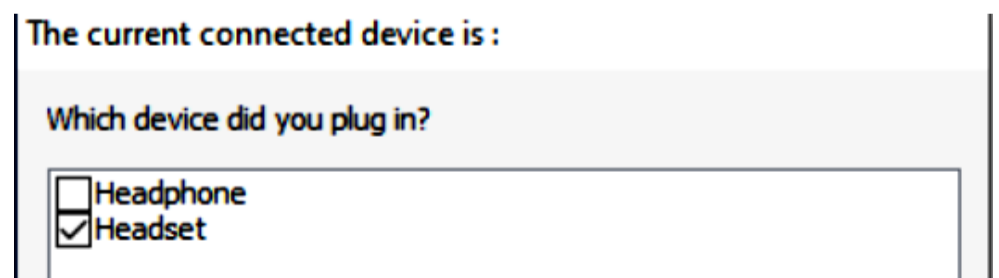
4. Plug In to Device

Plus in the other end of the cable to the headphone audio jack on your laptop



5. Select "OK" (if required)

Ensure headset. Is selected
(This may differ depending on your device and system set up.)



If you have continuing difficulties in obtaining Audio and Microphone access when using the TSM, unplug all devices, switch off your computer, and restart. Then follow instructions exactly as shown, starting from Step #1 again

Thanks to NWVR Visiting Teacher Service (Hearing) for their feedback and support in producing this document.

VIDEO CONFERENCING AT HOME

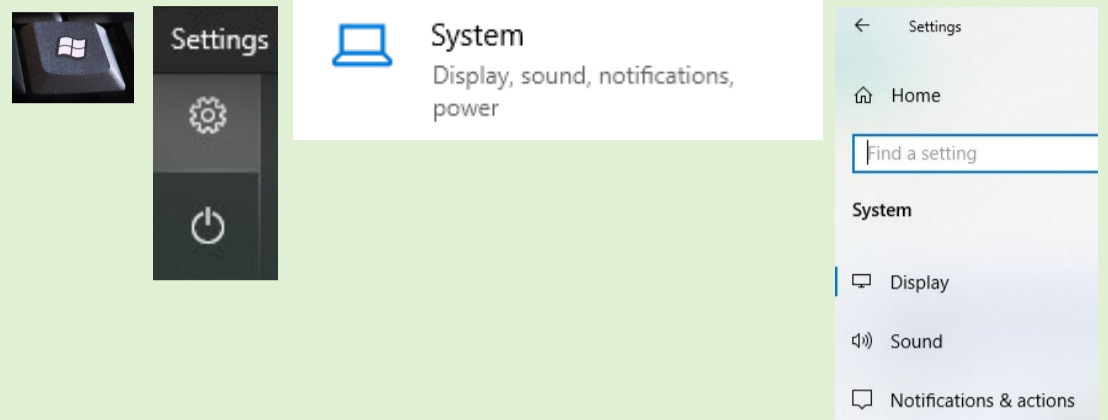
Every device and App is different. These are some standard settings.

Seek help from your Visiting Teacher, Audio Technician or IT Consultant for tailored support.

LAPTOP SETTINGS

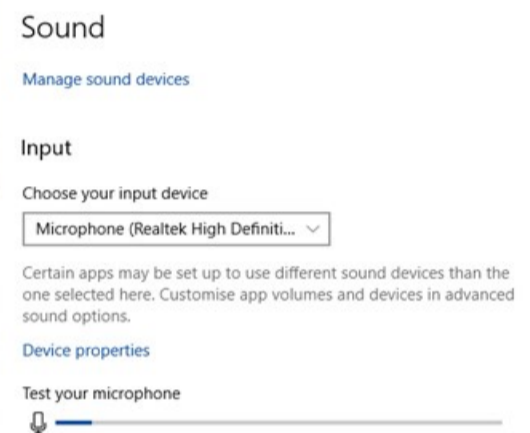

1. Go to the Sound Settings on your device by following these steps:

- Start (or press windows key on keyboard)
- Select "Settings"
- Select "System"
- Select "Sound".



2. Microphone (Input)

Talk to your device. If the microphone is working the blue line will move



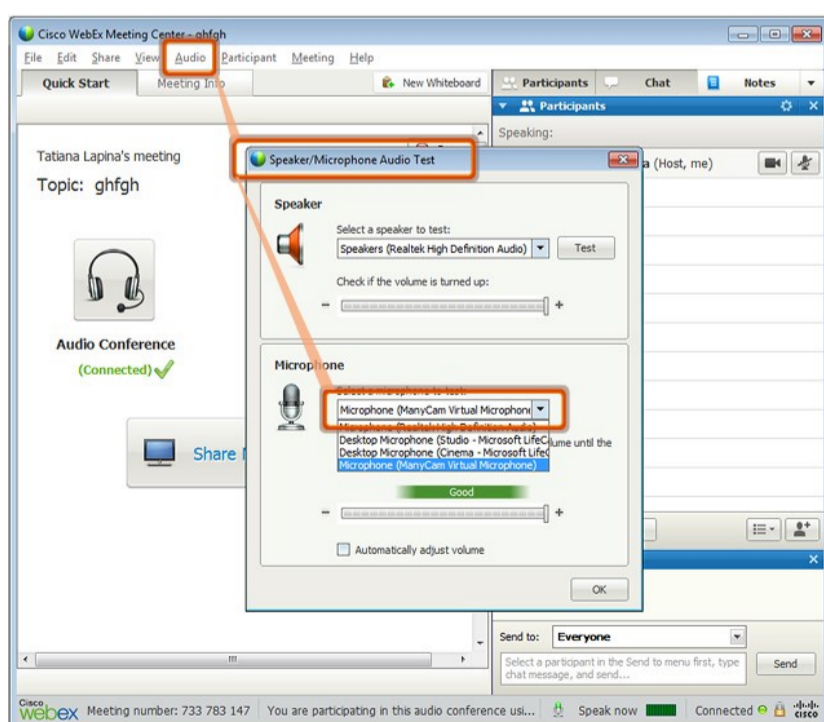
3. Sound (Output)

Play a sound using the internet (YouTube or similar). You should be able to hear it in your hearing aid.



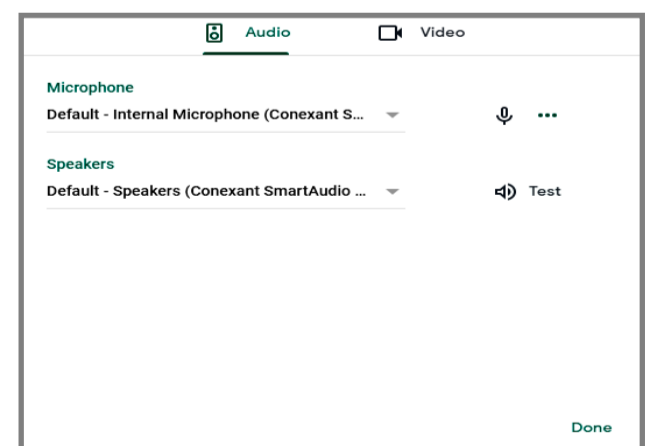
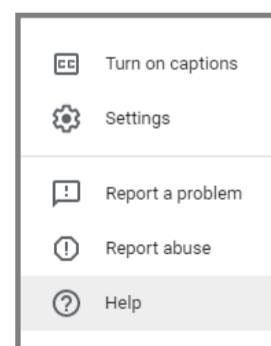
VIDEO CONFERENCE SETTINGS

WEBEX



Google Meet

- Click on 3 dots (Bottom right of Google Meet screen)
- Select "Settings"
- Ensure Default Speakers are selected
- Click "Done"



Hearing Loop Australia
Keeping your audience in the loop

www.hearingloop.com.au
info@hearingloop.com.au
1300 669 721